

## APPLICATIONS

- 3 sided end cap with NSF-4 / 7 quart soup wells with insets, lids and ladles
- Medium temperature (140°-165°)

## STANDARD FEATURES

### CABINET CONSTRUCTION

- Base - Metal Frame or 3/4" plywood construction - determine preference at time of order
- 3/4" plywood exterior panels Finished in high pressure plastic laminate
- Countertop to be high pressure laminate.
- Storage area has shelving and houses electrical and plumbing components.
- 2 cup and 2 napkin dispensers with 2 accessory pans.
- 3 rows of protective vinyl bumper and corner guards.
- 6" high stainless steel adjustable legs (Unit must be leveled plumb at time of installation).

### HEATED FOOD MERCHANDISING

- 7 Qt. NSF-4 soup wells are available in 2 types, Warmers or Cook-N-Holds.
- Drains connected through a manifold to a single drain valve.
- Infinite control with pilot light.

### CANOPY/SNEEZE GUARD

- Sneeze guard is not required in some jurisdictions. Check local laws.
- Overhead canopy to consist of square steel tubing, 3/4" laminated plywood and tempered glass.
- Sneeze guard has a hinged, lift-up feature to ease cleaning.
- LED lights come with a separate on/off switch.

### ELECTRICAL REQUIREMENTS

- Unit is pre-wired and furnished with a junction box for use on a dedicated 120/208V, 60Hz, 1 phase circuit.

### WARRANTY

- One year - Parts and Labor



Standard 6' Soup Endcap



Custom radius soup endcap

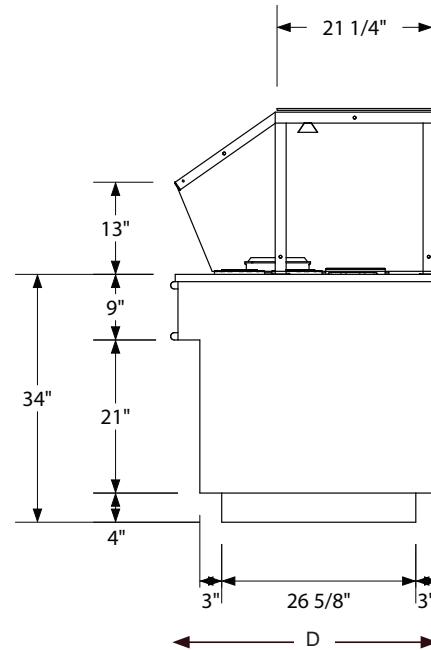
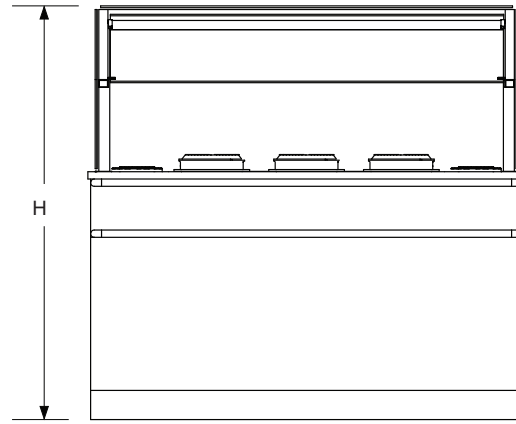
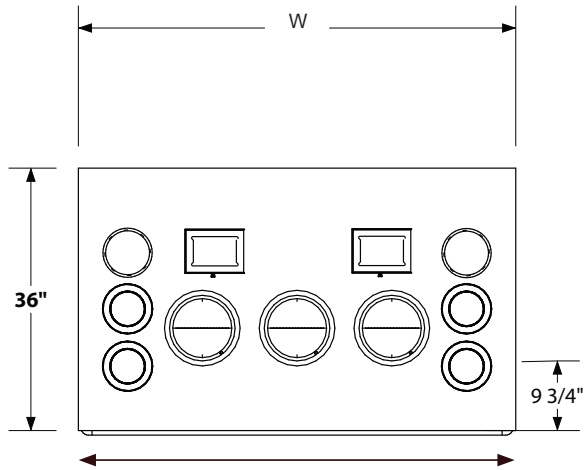
Engineered for stores with ambient conditions not to exceed 75°F and 55% relative humidity. Due to continuous improvements specifications may change without notice.

## OPTIONS / ACCESSORIES

- Fixture is customizable and can accommodate limitless configurations.
- Countertop to be stainless steel, solid surface or quartz engineered stone.
- Assorted colors available for countertop, laminate, vinyl bumper and powder coat.
- Powder coated canopy assembly.
- Canopy in clear view with fixed glass or with lift up glass.
- Countertop configurations available to include tray slides, utensil holders, small pans and dispensers for plates, cups/bowls, lids and napkins.
- Attractive recessed accent lighting around countertop.
- Stainless or mirrored laminate accent strip.
- Stainless steel corner protectors.
- Removable toe-kick or solid toe-kick base.

Built to meet the following specifications:





## HOT WELL PAN CAPACITY

Unit Length	Number of 7 qt. Soup Wells	Dimensions (inches)		
		W	D	H
48"	3	48	38	59
60"	3	60	38	59

## ELECTRICAL SPECIFICATIONS BASED ON 60" UNIT

### ELECTRICAL REQUIREMENTS - LOAD CENTER

QTY	DESCRIPTION	MANUFACTURER	MODEL #	VOLTAGE	AMPS EA	L-1 AMPS	L-2 AMPS	BREAKER RATINGS
2	7 QT SOUP WELLS	HATCO	HWBH-7QT	120	6.7	13.4		20A SINGLE
1	7 QT SOUP WELLS	HATCO	HWBH-7QT	120	6.7		6.7	15A SINGLE
1	LIGHTS/CONTROLS	N/A	N/A	120	1		1	15A SINGLE
TOTAL AMPS PER LINE							13.4	7.7
TOTAL ELECTRICAL REQUIRED IS 120/208VV, 60 Hz, 1 PH							13.4	AMP LOAD, 6 WIRES